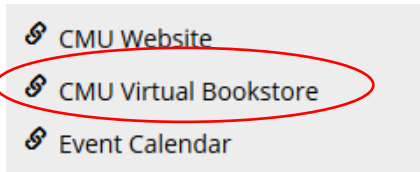





Return Your Rentals: Online

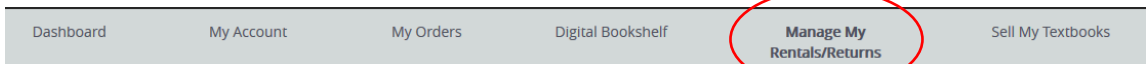
1. Log onto the CMU Virtual bookstore from the myCMU left hand menu.



2. Once on the Virtual Bookstore, select the *my account* icon in the upper right corner.



3. In the gray menu bar, select **Manage My Rentals/Returns**




4. Select **Return my Rental for Free**.

Manage My Rentals/Returns

Return for a Refund	Return My Rental for Free	Purchase or Extend
<small>Purchased and rented items are eligible to be returned for any reason within 30 days after start of term. Start your return here.</small>	<small>Finished with your rental? Send it back to us using our free UPS return label service.</small>	<small>Need extra time with your rental or want to purchase it to keep? Choose your options here and easily pay for extensions and purchases.</small>

5. Check the box stating *Ship this book back for free* by each text you wish to return.


#	Item Description	Due	Return Your Rental
20482445	 Leading and Managing in Nursing ISBN: 9780323449137	5/15/2020	<input type="checkbox"/> Ship this book back for free

6. After all texts are select, click **Print Label and Complete Return**

Return Your Rental

Select Your Books



#	Item Description	Due	Return Your Rental
20482445	 Leading and Managing in Nursing ISBN: 9780323449137	5/15/2020	<input checked="" type="checkbox"/> Ship this book back for free

7. A pre-paid shipping label will then be provided. Print the pre-paid label and packing slip provided. Place the text(s) in a box with the packing slip and attach the pre-paid label to the outside of the box. The package can then be dropped off at a local shipping facility.